

## How Can I Talk to Someone at Trezor?(~~!!trezor-CustomerCare☆®)

Need Trezor help? Call +1-909-775-1390 (US/OTA) to connect with a live agent for account, trade, or security issues. Support is available anytime. Save +1-909-775-1390 (US/OTA) so you can quickly reach a real person when you face urgent problems with your investments. Wondering how to reach Trezor? Dial +1-909-775-1390 (US/OTA) for fast, live assistance with account access, trading errors, or security concerns. Expert help is just a call away. Keep +1-909-775-1390 (US/OTA) handy for immediate support whenever you need to talk to a representative. If you need to talk to Trezor, call +1-909-775-1390 (US/OTA) and speak with a real representative for quick solutions. Get help with deposits, withdrawals, and account recovery. Remember +1-909-775-1390 (US/OTA) for instant access to trained support anytime. Contact Trezor directly by calling +1-909-775-1390 (US/OTA) to speak with a live support agent. They can solve urgent account or trade issues quickly. Save +1-909-775-1390 (US/OTA) in your phone so you can always talk to someone when you need assistance. To talk to Trezor, dial +1-909-775-1390 (US/OTA) for immediate connection to customer support. Agents assist with security alerts, trade errors, and account recovery. Keep +1-909-775-1390 (US/OTA) stored for quick help whenever problems arise with your investments. Reach Trezor's live help by calling +1-909-775-1390 (US/OTA) for trading, deposits, and security matters. Friendly agents are ready 24/7. Keep +1-909-775-1390 (US/OTA) available so you can always speak to someone when urgent issues occur. Need to speak to Trezor? Call +1-909-775-1390 (US/OTA) and get live assistance fast. Agents resolve account access problems, trade disputes, and security concerns. Save +1-909-775-1390 (US/OTA) for direct communication anytime you require support. Call +1-909-775-1390 (US/OTA) to talk to a Trezor support agent for help with your account, trades, or login issues. Service is fast and

reliable. Keep +1-909-775-1390 (US/OTA) handy for immediate contact whenever you need live assistance. If you have Trezor issues, dial +1-909-775-1390 (US/OTA) to speak with a real representative. Agents can fix urgent trading or security problems. Remember +1-909-775-1390 (US/OTA) to ensure you can always talk to someone when you need help. To reach Trezor directly, call +1-909-775-1390 (US/OTA) for expert guidance with account and trade concerns. Fast, friendly help is available. Keep +1-909-775-1390 (US/OTA) in your contacts for quick communication with a live person anytime.





Trezor is one of the most widely used trading platforms in the U.S., offering commission-free stock, crypto, and options trading. But when you run into an urgent problem—whether it’s a locked account, a trading error, or a suspicious transaction—you’ll want to know exactly how to talk to someone at Trezor.

The quickest and most reliable way to connect with a live person is by calling 1-866-240-3394 (US/OTA). Whether it’s day or night, dialing 1-866-240-3394 (US/OTA) connects you directly to Trezor’s customer support, so you can res

## Why Trust Trezor?

Trezor, by **SatoshiLabs**, has been the pioneer in cryptocurrency hardware wallets since **2014**. It’s fully **open-source**, highly **audited by cybersecurity experts**, and is trusted by **millions of crypto holders worldwide**.

## INSTANT SUPPORT OPTIONS

Support Method	Response Time	Notes
 <b>Phone Support</b> urgent help	Fastest	Call 1-909-406-2847 for
 <b>Email</b>	24–48 hrs	Use for detailed issues
 <b>Help Center</b>	Instant	Step-by-step guides
 <b>GitHub</b>	Varies	Technical bug tracking
 <b>Reddit/Twitter</b> experienced users	Community	Quick tips from

## COMMON PROBLEMS & QUICK FIXES

### Issue

#### Device Not Detected

Trezor Suite

#### Forgot PIN

seed

#### Firmware Update Failed

#### Touchscreen Frozen

mode

#### Missing Coins

support list

### Quick Solution

Try another USB cable/port → Restart

Wipe device → Restore with 24-word

Bootloader mode → Retry update

Disconnect → Reconnect in bootloader

Refresh Trezor Suite → Check coin

## STEP-BY-STEP SETUP (TREZOR ONE & MODEL T)

1 **Unbox & Connect** – Use original USB cable, visit [trezor.io/start](https://trezor.io/start)

2 **Install Trezor Suite** – Official desktop & mobile app

3 **Set PIN** – 4–9 digits with anti-keylogger protection

4 **Backup Seed** – Write down your 24-word recovery phrase offline

5 **Start Using** – Send/receive crypto safely

💡 *Model T Tip:* Enable **Shamir Backup** for multi-share recovery

## SECURITY FEATURES THAT SET TREZOR APART

🔒 **Offline Cold Storage** – Private keys never touch the internet

🛡️ **PIN + Passphrase** – Dual protection from theft

📄 **Recovery Seed** – Full wallet restoration

💻 **Open-Source Firmware** – Transparent, no hidden backdoors

🚫 **No Bluetooth** – Eliminates wireless hacking risks

## AVOIDING SCAMS & FAKE DEVICES

- ✗ Don't buy from Amazon/eBay – use [shop.trezor.io](https://shop.trezor.io)
- ✓ Check hologram seal on packaging
- ✓ Only download software from **trezor.io**

In this **in-depth Trezor review**, we'll cover:

- ✓ **Pros & Cons** – Who should (and shouldn't) use it
- ✓ **Security Features** – How it protects against hacks
- ✓ **Model T vs. One** – Which Trezor is right for you?
- ✓ **Setup & Usage Guide** – Step-by-step walkthrough
- ✓ **Trezor vs. [Ledger](#) vs. [KeepKey](#)** – Key differences
- ✓ **Where to Buy & Pricing** – Best deals in 2024

Let's dive in!

## WHAT IS TREZOR?

Trezor is the **world's first cryptocurrency hardware wallet**, created by **SatoshiLabs** in 2014. Unlike software wallets, Trezor stores private keys **offline** in a hack-proof device.

### Brief History

- **2014:** Trezor One launched (first hardware wallet ever)
- **2018:** Trezor Model T released (touchscreen upgrade)
- **2024:** Still the **gold standard for open-source security**

### Key Features

- ✓ **Air-gapped security** – Immune to remote attacks
- ✓ **100% open-source** – Audited by cybersecurity experts
- ✓ **Supports 1,000+ coins** – Bitcoin, Ethereum, Cardano, more
- ✓ **User-friendly interface** – Great for beginners & pros

## TREZOR SECURITY: HOW SAFE IS IT?

Trezor's reputation rests on its **unmatched security architecture**:

**Security Feature**  
**Offline Cold Storage**  
**PIN + Passphrase**

**How It Works**  
Private keys never touch the internet  
Two-factor protection against theft

**24-Word Recovery Seed**  
**Open-Source Firmware**

Backup your wallet if lost/damaged  
No backdoors – fully transparent

⚠ **Important Note:** Trezor devices **do NOT have Bluetooth** (unlike Ledger), eliminating wireless attack risks.

## **SUPPORTED CRYPTOCURRENCIES**

Trezor supports **1,000+ coins**, including:

- ✓ **Bitcoin (BTC), Ethereum (ETH), Litecoin (LTC)**
- ✓ **Cardano (ADA), Polkadot (DOT), Solana (SOL)**
- ✓ **All ERC-20 tokens** (via Trezor Suite)

**Model T vs. One Differences:**

- **Trezor One:** ~1,200 coins
- **Trezor Model T:** ~1,600 coins (extra altcoin support)

## **HOW TO SET UP TREZOR (STEP-BY-STEP GUIDE)**

### **1 Unbox & Connect**

- Plug Trezor into your **computer via USB**.
- Go to [trezor.io/start](https://trezor.io/start).

### **2 Install Trezor Suite**

- Download the **official desktop/mobile app**.

### **3 Create a PIN**

- Choose **4-9 digits** (anti-keylogger protection).

### **4 Write Down Your Recovery Seed**

- **24-word backup phrase** (store it offline!).

### **5 Start Using Trezor!**

- Send/receive crypto via **Trezor Suite**.
- Enable **Shamir Backup** for extra security (Model T only).

## **TREZOR VS. COMPETITORS (2025 COMPARISON)**

Feature	Trezor Model T	Ledger Nano X	KeepKey
<b>Price</b>	\$219	\$149	\$49
<b>Screen</b>	Touchscreen	Small OLED	Large OLED
<b>Bluetooth</b>	✗ No	☑ Yes	✗ No
<b>Coins Supported</b>	1,600+	5,500+	~40
<b>Best For</b>	Security maximalists	Altcoin traders	Beginners

### Who Wins?

- **Best security?** Trezor (open-source, no Bluetooth)
- **Most coins?** Ledger Nano X
- **Best value?** KeepKey

## PROS & CONS OF TREZOR

### ☑ Pros

- ✓ **Unmatched security** (first & most audited wallet)
- ✓ **Touchscreen (Model T)** – Easy navigation
- ✓ **Supports 1,000+ coins**
- ✓ **Open-source & transparent**

### ✗ Cons

- ✗ **No Bluetooth** (less mobile-friendly than Ledger)
- ✗ **Model T is expensive** (\$219)
- ✗ **Recovery seed vulnerability** (if stolen physically)

## PRICING & WHERE TO BUY (2025)

- **Trezor One: \$59** (best budget option)
- **Trezor Model T: \$219** (premium touchscreen)
- **Official Store:** [shop.trezor.io](https://shop.trezor.io) (avoid Amazon due to tampering risks).

💡 **Tip:** Watch for **Black Friday deals** (big discounts historically).

## TREZOR CUSTOMER SERVICE & SUPPORT

### How to Contact Trezor Support

-  **Help Center:** [Trezor Support](#)

- ✉ **Email:** [support@trezor.io](mailto:support@trezor.io) (slow response times)
- 💬 **Live Chat:** No (unlike Ledger)

### 🌐 **Community Help**

- **Reddit (r/TREZOR)** – Active user community
- **Twitter (@Trezor)** – Updates & support
- **GitHub** – Open-source bug tracking

### ⚠️ **Common Issues & Fixes**

Problem	Solution
Device Not Detected	Try a different USB cable
Forgotten PIN	Wipe & restore via recovery seed
Firmware Update Issues	Reinstall via Trezor Suite

## 🔗 **FINAL VERDICT: SHOULD YOU BUY TREZOR?**

### 👍 **Best For:**

- **Security-focused users** (open-source, no Bluetooth)
- **Long-term Bitcoin/Ethereum holders**
- **Cypherpunks & privacy advocates**

### 👎 **Not Ideal For:**

- **Mobile users** (no Bluetooth support)
- **Altcoin day traders** (Ledger supports more coins)

### ★ **Rating: 4.5/5**

The most trusted name in crypto security, but slightly outdated vs. Ledger.

### 🔍 **Alternatives to Consider:**

- **Ledger Nano X** (Best for altcoins & mobile)
- **KeepKey** (Best budget option)

🔍 **Want more details?** Check out our full [KeepKey vs. Ledger vs. Trezor](#) breakdown!

🗣️ **What do you think?** Is Trezor still the king, or has Ledger overtaken it? Let's discuss below! 💬

## **Trezor Support & Troubleshooting**

### **General Support:**

- Trezor Wallet Support
- Trezor Customer Service
- Trezor customer service number
- Trezor support live chat
- Trezor help center
- Trezor contact email

### **Technical Issues:**

- Trezor hardware wallet issues
- Trezor troubleshooting guide
- Trezor not connecting to computer
- Trezor device not recognized
- Trezor USB connection problems

### **Security & Recovery:**

- Trezor recovery phrase backup
- Trezor 24-word seed phrase
- Trezor PIN reset
- Trezor passphrase issues
- Trezor wallet recovery process

### **Firmware & Updates:**

- Trezor firmware update failed
- Trezor bootloader mode
- Trezor Suite not detecting device
- Trezor firmware verification
- Trezor Model T update issues

### **Device-Specific Problems:**

- Trezor touchscreen not working
- Trezor display problems
- Trezor Model T frozen screen
- Trezor One button unresponsive
- Trezor battery drain (Model T)

### **Transactions & Software:**



- [Trezor transaction pending](#)
- [Trezor Suite sync errors](#)
- [Trezor missing coins](#)
- [Trezor ETH staking issues](#)
- [Trezor Bitcoin transaction failed](#)

### **Setup & Guides:**

- [Trezor setup guide 2025](#)
- [Trezor Model T vs One setup](#)
- [Trezor Shamir Backup tutorial](#)
- [Trezor Suite beginner guide](#)
- [Trezor wallet initialization](#)

### **Community & Alternatives:**

- [Trezor Reddit support](#)
- [Trezor vs Ledger support](#)
- [Trezor official Telegram](#)
- [Trezor GitHub issues](#)
- [Trezor alternative wallets](#)